

LED Panel Dome Type

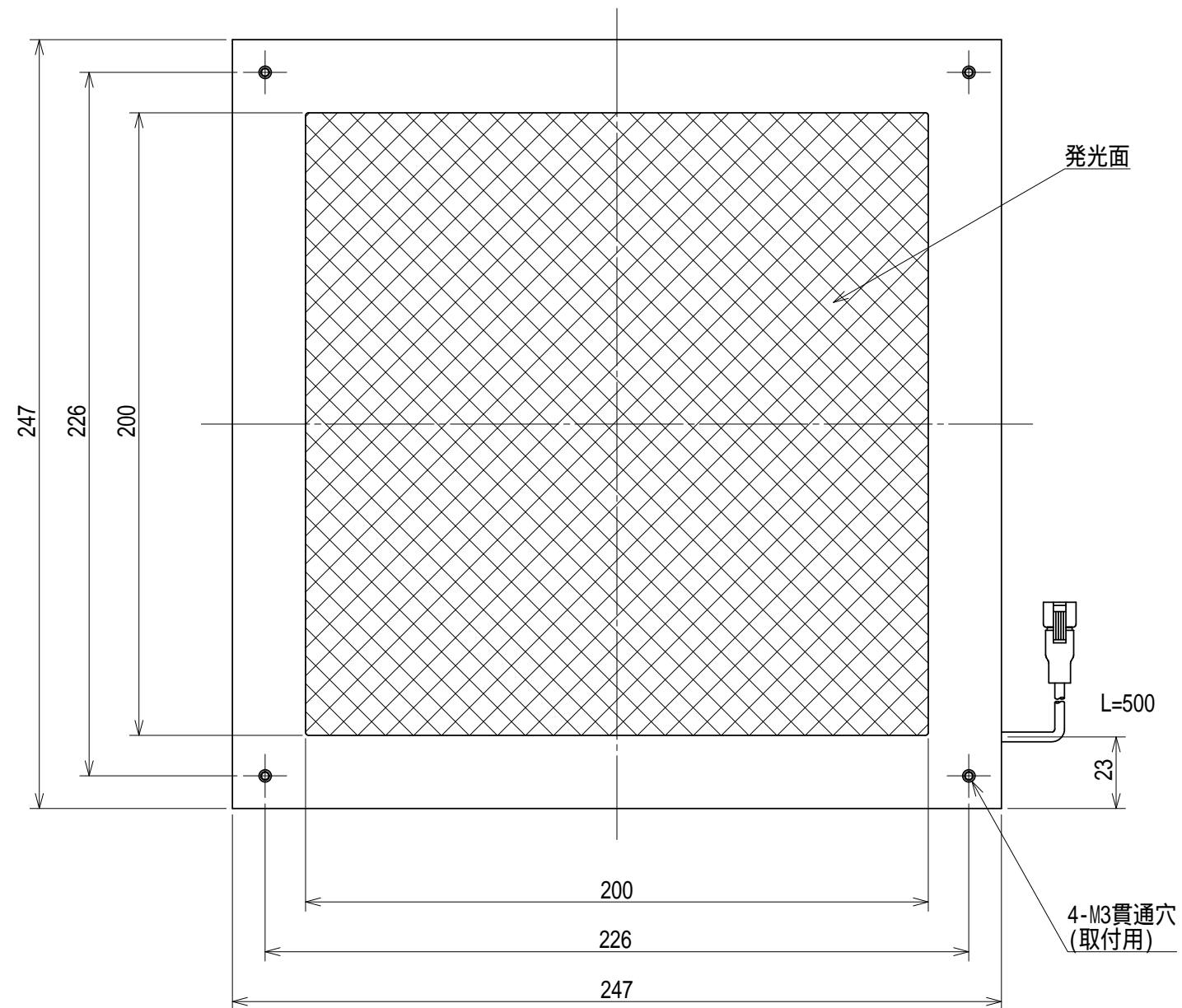
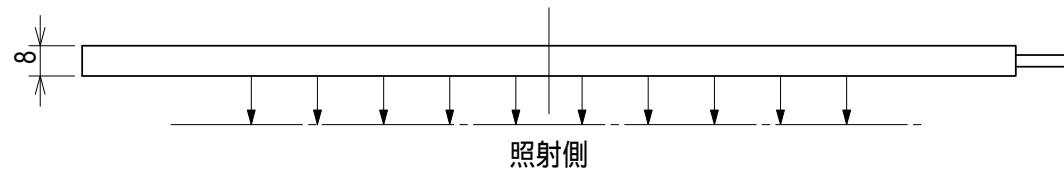
HFHA-200 (12V)  
 HFHA-200-24 (24V)

\* Electric Power Consumption 33W (Red, White, Blue)  
 27W (Green)  
 20.5W (Infrared)

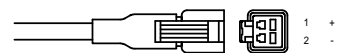
(Note) Please do not remove the tags attached to the product.  
 Light-emitting part during lighting, please do not look directly.

(注) 製品に取り付けられているタグは外さないでください。  
 点灯中の発光部は、直視しないでください。

Color	Input voltage
Infrared IR-850	DC12V
Red R	
White W	DC24V
Blue B	
Infrared IR-850	
Green G	

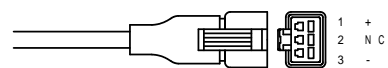


Details of Connector (for DC12V in)



	Light	Power Supply
Connector	SMR-02V-B	SMP-02V-BC
Contact	BYM-001T-P0.6	BHF-001T-0.8SS

Details of Connector (for DC24V in)



	Light	Power Supply
Connector	SMR-03V-B	SMP-03V-BC
Contact	BYM-001T-P0.6	BHF-001T-0.8SS