

LED Panel Dome Type

HFHA-50

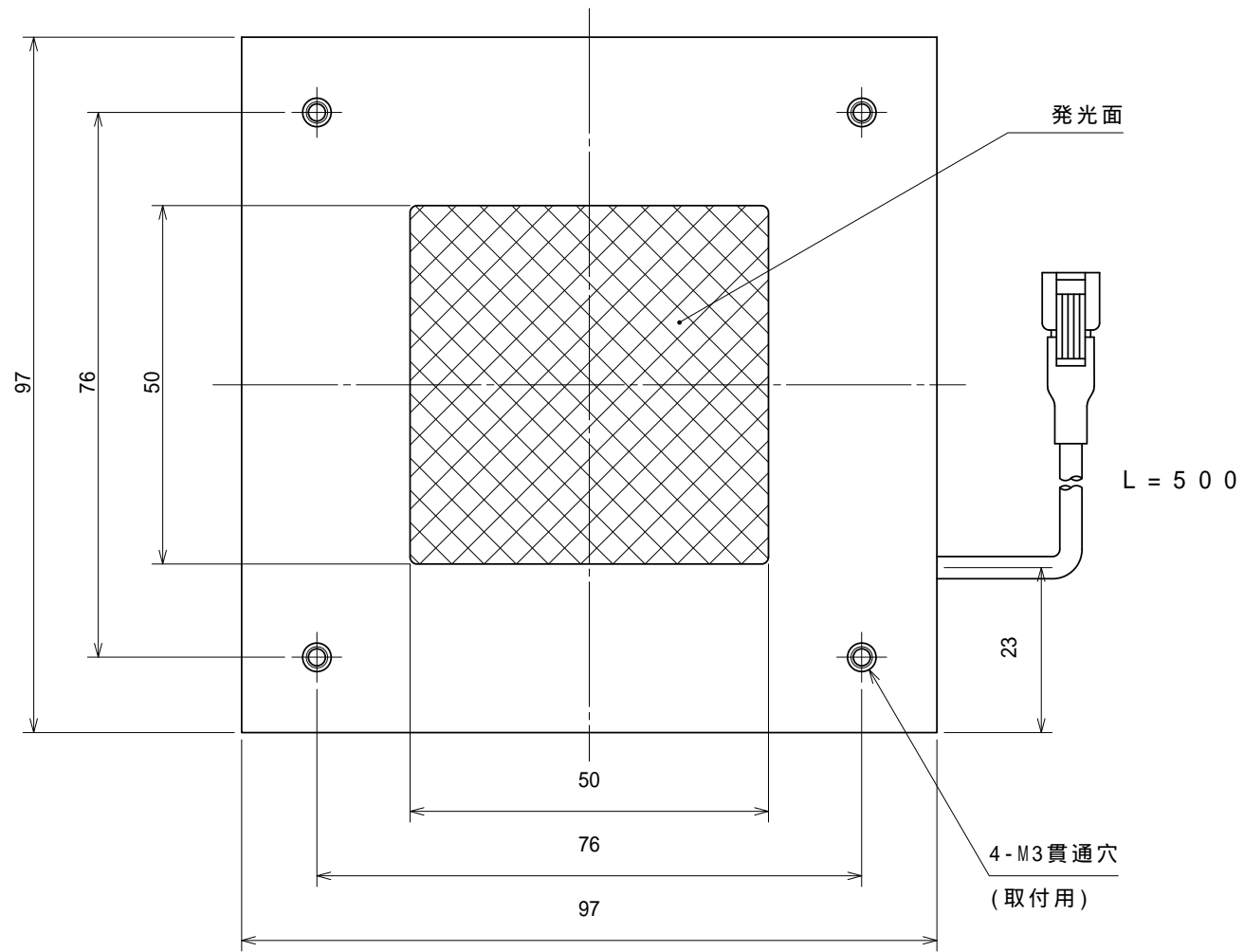
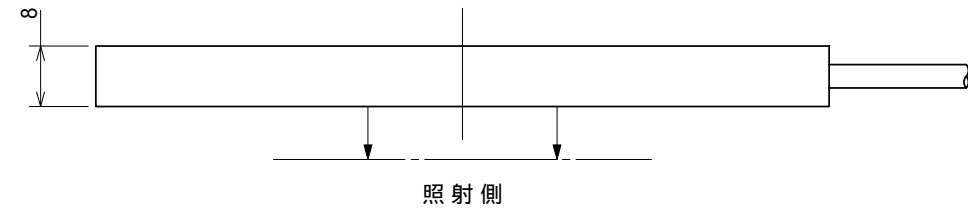
HFHA-50 -24

* Electric Power Consumption 9.5W (Red, White, Blue)
8.5W (Green)
6W (Infrared)

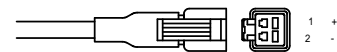
(Note) Please do not remove the tags attached to the product.
Light-emitting part during lighting, please do not look directly.

(注) 製品に取り付けられているタグは外さないでください。
点灯中の発光部は、直視しないでください。

color
Red
R
White
W
Blue
B
Infrared
IR-850
Green
G

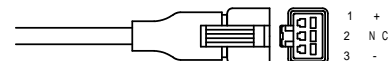


Details of Connector (for DC12V in)



	Light	Power Supply
Connector	SMR-02V-B	SMP-02V-BC
Contact	BYM-001T-P0.6	BHF-001T-0.8SS

Details of Connector (for DC24V in)



	Light	Power Supply
Connector	SMR-03V-B	SMP-03V-BC
Contact	BYM-001T-P0.6	BHF-001T-0.8SS