

# Flexible Low Loss Cable

## P/N: GL200sC06

www.gigalane.com

### ► Features and benefits

- Frequency ranges from DC to 18 GHz
- Low density PTFE(extruded) dielectric
- Low Loss and High Flexibility
- Excellent shielding effectiveness and return loss
- Durability
- Cost-efficient

### ► Cable Design



Description		Diameter (mm)
① Center conductor	Silver-plated copper wire, Stranded	19/0.3
② Dielectric	Low density PTFE (extruded)	-
③ Inner shield	Silver-plated copper tape	-
④ Outer shield	Silver-plated copper braid	-
⑤ Jacket	PUP, Matt Black	6.10

Electrical	
Impedance	50 Ω
Operating frequency	DC to 18 GHz
Capacitance	85 pF/m
Velocity of propagation	77 % nom.
Time delay	4.35 ns/m
RF leakage	<-100 dB
Dielectric constant	1.7
Phase stability vs. flexure (@18 GHz max.)	5°
IL stability vs. flexure (dB @minimum BR)	± 0.3
Phase stability vs. temp. (deg/GHz/m) (-40 ~ 80°)	< 2°

Mechanical & Environmental	
Minimum bend radius	29.2 mm
Weight	75 g/M
Temperature	-30°C to + 85°C

Suitable Connectors											
Cable Selection			Standard Connector selection					Max. VSWR			
			SMA type		N-type		TNCA type	Connector			
P/N	Frequency (GHz)	Atten (dB /M)	Straight	R/A	Straight	R/A	Straight	ST to ST	ST to R/A	R/A to R/A	
GL200sC06	18	1.19	SMS111	SMR111	NMS111	NMR111	G24SMC001	1.25	1.35	1.45	
			SMS111B*		NMS111B						
			G06SMC113 (slim type)		NFS111(Jack)						

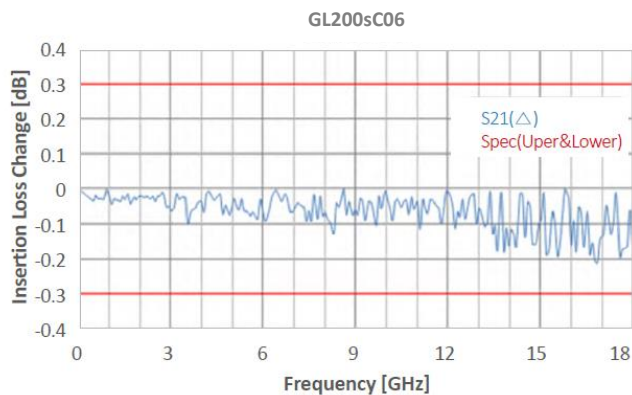
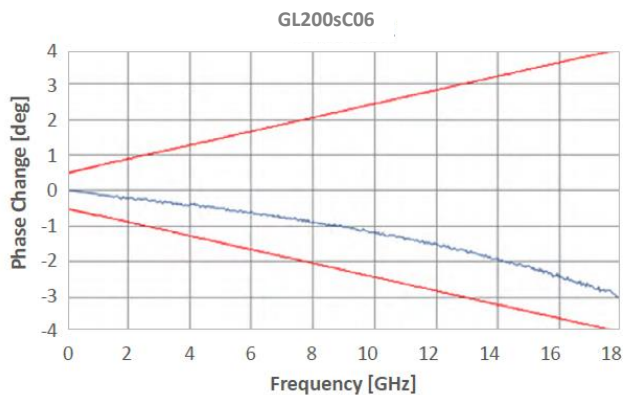
\* xxxxxxB : Shrink Tube Type ex) SMS114B

# Flexible Low Loss Cable

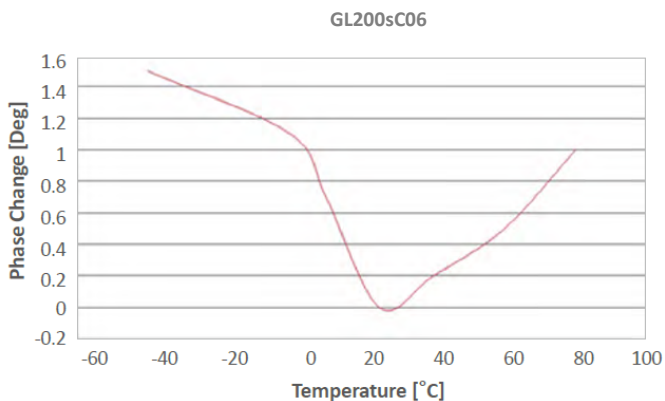
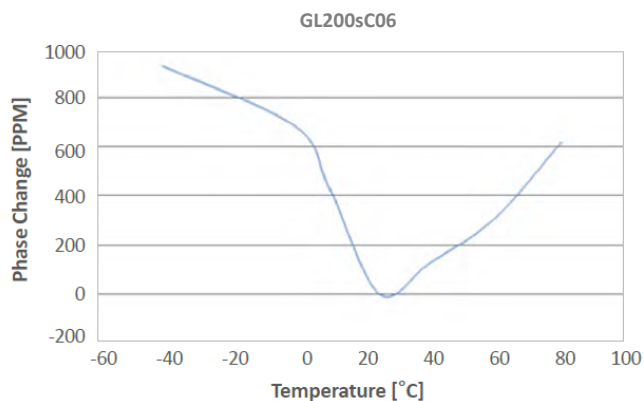
## P/N: GL200sC06

www.gigalane.com

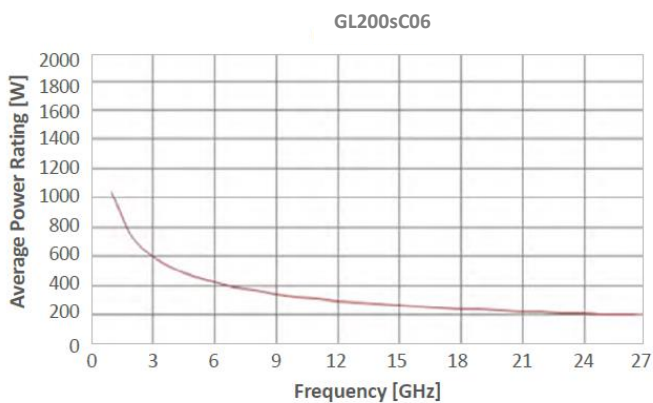
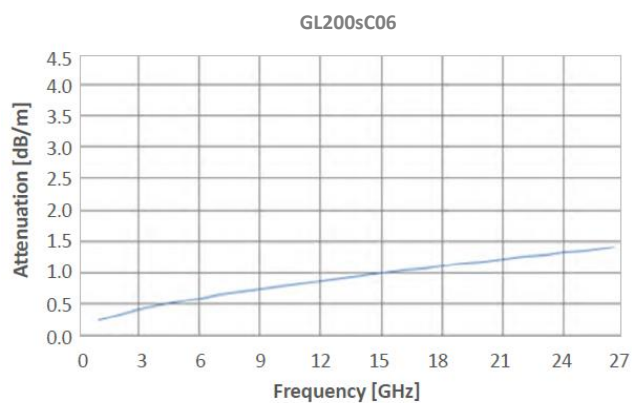
### ▶ Cable Insertion & Phase Stability with Flexure



### ▶ Cable Phase Stability with Temperature



### ▶ Cable Attenuation & Power



# Flexible Low Loss Cable

## P/N: GL200sC06

www.gigalane.com

### ▶ Test Result

SMS111-GL200sC06-SMS111-1M

